



April 2026

snippets

CHAIRLADY'S REPORT

Dear members

I am at a loss for words as I write this. It's been a year since I took the position of Chair of the Guild, and the support and love I have received from the members, and the Executive Committee has been remarkable. Together, we have learned new techniques, inspired others to join our Guild, discovered new talent within our membership, and achieved the exposure and recognition our Guild truly deserves. Asanteni sana.

Our first quilt retreat at Brackenhurst was a wonderful experience. Special thanks go to Nancy for organizing every detail. Surrounded by magnificent old trees, we managed to work nonstop on our projects and made significant progress. We are anticipating the next retreat.

With immense help from some of the members, Samita successfully led a project sewing bedcovers for the dormitories of one of the schools at Amara Charitable Trust. She has nearly reached her target for this year, and everyone's contributions have been invaluable in making this happen.

We look forward to seeing you all at the AGM this Thursday. At the meeting, we will meet the committee for the coming year and discuss and set goals for the year ahead.

"To start a quilt is to believe in the future"

Love

Amber

*Quilt used for Border and Background
throughout Snippets by Surrinder Thethy*



KQG'S QUILT RETREAT AT BRACKENHURST RETREAT CENTRE

Eleven guild members had a wonderful time at our very first KQG sewing retreat on March 27th - 29th. Surrounded by the peaceful grounds of Brackenhurst in Tigoni, the retreat offered the perfect balance of focused sewing time and delicious food.


There was plenty of laughter, creativity, and inspiration as we worked on our projects together, making the experience both productive and enjoyable for everyone who attended. We each created a wonky log cabin quilt block, which will be joined together and used as a sample for our upcoming events and open sewing days



QUOTE

Submitted by Lakhbir Virdee

A seam ripper is not a tool of failure—
it's proof that I cared enough to make it right, even
after three attempts and a little swearing.





free!

COME SEW WITH US!
TIN ROOF CAFE, KAREN
FRIDAY 17TH 10:30AM



learn to make a simple quilt block by hand,
no sewing experience required!

Sign up: mookh.com/event/sewing-meetup
www.kenyaquiltguild.org

Heart Blocks

Here are two very simple and easy to make heart blocks that are scrap friendly. You can make an entire quilt or just a pillow or small wall-hanging.



Block One



Block Two

Block One: 4¼" x 4¼" finished.

Supplies and Cutting Directions:

Background: 2¼" square


Red A: Cut one strip 1¼" x 5¼", then cut again into one strip 1¼" x 2¼" and one strip 1¼" x 3"

Red B: Cut one strip 2¼" x 7¼", then cut again into one strip 2¼" x 3" rectangle and one strip 2¼" x 4¼" rectangle



Join the 2 Red A patches to the background square followed by the two Red B patches. Press all seams towards the red patches.

Design Option: Heart squares are set diagonally. You will also need 2 squares of background $6\frac{1}{2}'' \times 6\frac{1}{2}''$ cut diagonally twice for the setting triangles and 2 squares $3\frac{1}{2}'' \times 3\frac{1}{2}''$ cut diagonally for the corner triangles, plus the squares in between.




Block Two: 4" x 4" Finished

Supplies and Cutting Directions:


Background: Two $2\frac{1}{2}'' \times 2\frac{1}{2}''$ squares and four $1\frac{1}{2}'' \times 1\frac{1}{2}''$ squares.

Red: Two $2\frac{1}{2}'' \times 4\frac{1}{2}''$ rectangles


Mark a diagonal line on the wrong side of all six background squares.



Using stitch-and-flip, place one small square on the red rectangle as shown and sew on the diagonal line. Trim $\frac{1}{4}''$ from the sewn line and press. Repeat on the other corner.



Repeat with the other red rectangle making sure the diagonal seam in the $2\frac{1}{2}$ " square is oriented in the opposite direction.



Another option is to vary the hearts using a combination of Block One and Block Two. If you cannot make this quilt now, save these pages and make it another time.

QUOTE

Submitted by Lakhbir Virdee



I SPENT 100+ HOURS
ON THIS. IF YOU USE IT
TO WASH THE CAR, WE ARE
NO LONGER FRIENDS.
~STITCHED BY AMIE~

WORKSHOPS CALENDAR 2026

APRIL:

Oldest UFO or their worst quilt for
Show and Tell



MAY:

Colour Theory by Nzilani





KENYA QUILT GUILD MEETINGS

APRIL

SATURDAY 3RD

Trademark Hotel

THURSDAY 16TH

Sikh Union

MAY

SATURDAY 2ND

Trademark Hotel

THURSDAY 21ST

Sikh Union

JUNE

SATURDAY 6TH

Trademark Hotel

THURSDAY 18TH

Sikh Union

10AM - NOON

FREE BEGINNER QUILTING CLASSES AFTER EACH MEETING

WWW.KENYAQUILTGUILD.ORG
KENYAQUILTGUILD1@GMAIL.COM



THE GUILD HAS JOINED PINTEREST!

www.pinterest.com/kenyaquiltguild1/





LIBRARY

You can now borrow great quilting books for a small fee from our library at the meetings. Please return any library books you may have borrowed in the previous years.

BOOK RENTAL: 100 Kes



WEBSITE

www.kenyaquiltguild.org



DOOR PRIZES

You have the opportunity to win a fun prize at each meeting! Don't forget to sign in at the door when you get your name tag.

FOLLOW US ON SOCIAL MEDIA!

DID YOU KNOW? WE ARE ON FACEBOOK, INSTAGRAM AND NOW PINTEREST! PLEASE LIKE, FOLLOW AND SHARE WITH ANYONE WHO'D LIKE TO SEE WHAT THE GUILD IS UP TO.



PINTEREST:
kenyaquiltguild1



FACEBOOK:
thekenyaquiltguild



INSTAGRAM:
thekenyaquiltguild

PAYMENTS:

You may pay for
Kenya Quilt Guild
subscription of your classes at one
of our monthly meetings or by

Paybill no: **4043847**

Account Number: **Your Name**

KQG'S MEETINGS:

TIME: 10:00 AM TILL NOON
(Kenyan Standard Time)

Monthly Meetings:
3RD THURSDAY OF THE MONTH
SIKH UNION

1ST SATURDAY OF THE MONTH
TRADEMARK HOTEL

KQG CO-ORDINATES:

Email: kenyaquiltguild1@gmail.com

Website: www.kenyaquiltguild.org

Disclaimer: The content in this newsletter is
solely for the benefit of KQG members and is
not intended for any commercial purpose.