

SNIPPETS

Kenya Quilt Guild Newsletter



INSIDE THIS ISSUE:

From the Chair	1
AGM Agenda	2
Meetings	1 8
Featured Items, Library News & Mystery Quilt	4
Tips and Techniques	5
Kaffe Fasset	6
Reminders	7

From Our Chairman

How are you coming on your goals for quilting this year? One of our members is such an example for all of us. On 27 February, Raghbir Syan took a chance and she taught a class. Raghbir had never taught a quilting class before, but she had learned a new, beautiful technique on the internet and she wanted to share it. And those of us who took the class were blessed!

We'll get the pictures posted on the blog.

Those of you who took the class please bring your runners in whatever state of completion they are in to the guild meeting this month so others may see the results of taking a risk. Are you stuck on a quilting project? Take a risk and come to the UFO time after the guild meeting. Bring your project and your machine and say, "Help!" You will find friends who have been in your position who are willing to get you through the stuck phase and on to finishing your quilt. Have you found a new method or trick to making quilting easier? Volunteer to show others at the UFO or teach a

class – see me and we will start the arrangements.

When we take risks, we grow. When we grow those around us benefit. Thanks for taking that risk, Raghbir!

I will be...

In Stitches,

Patty Arensen

MEETINGS

Thursday 20th March - Returned KQG member Estelle will talk about the Tentmakers of Cairo (see July 2012 Snippets) and will bring along samples of the Egyptians' stunning appliqué quilts to show us. This has been moved from February to March due to a scheduling issue. Estelle Garnier, who was a member of the KQG about 10 years ago, moved to Cairo when she left Nairobi. There she was discovered the Tentmakers of Cairo and became fascinated with their work. She has spent hours in their workshops watching their (continued on page 3)



KENYA QUILT GUILD 2014 ANNUAL GENERAL MEETING

**The Annual General Meeting of the KQG to be held on Thursday, 17th April 2014
10.00 a.m. at Simba Union on Limuru Road.**

AGENDA

1. Read the Notice convening the meeting.
2. Confirmation of the Minutes of 2013 AGM Minutes
3. Chairperson's Report
4. Treasurer's Report
5. Call For Nominations and Election of Executive:
 - a. Chairperson
 - b. Vice Chairperson
 - c. Secretary
 - d. Treasurer
 - e. Two Members at Large
6. Call For Nominations and Election of Standing Committee:
 - a. Membership
 - b. Education
 - c. Library
 - d. Newsletter
 - e. Charity and Community Outreach
 - f. Public Relations
7. Appointment of Auditors
8. Any Other Business

Note If you wish to stand for any Board or Committee, please tell Patty during the meeting or send an email to kenyaquiltguild@gmail.com with your name and which position you would like to stand for.

--



techniques and she will be talking about them and showing us some of their quilts at the March meeting.

See the pictures for examples of their beautiful workmanship.

Thursday 17th April -

AGM If you are interested in running for a position on the board or volunteering to help on a committee, please send an email to kenyaquilt-guild@gmail.com or tell Patty that you would like to stand for a position.

If you have not paid your subscription for 2014, you will not be allowed to vote at the AGM.

After the AGM, Kundan will present a presentation on the Ruler Revolution rulers that are available at The Woman Shop. We will watch a demo video and she will have sample quilts and a board that shows the steps for making two different blocks with the rulers.

Thursday, 15th May


Please bring a good photo of the quilt you would like to enter for

consideration for the 2015 calendar we are having printed as a fund raiser for our fall Exhibition. Each member may only enter one quilt. The photos will be displayed and each member will be allowed to vote for her favorites. The quilt photos with the most votes will be given to the graphic artist putting the calendar together and he or she will make the final decision as to which quilts are included on the calendar.

We will also have a demonstration of the 1-yard challenge fabric exchange and



people who are interested in participating in the 1-yard challenge will be given an opportunity to sign up in groups of seven. The challenge will be explained at the meeting.





Featured Items

Thank you to everyone who took the time to visit The Woman Shop's Bernina Exhibition the first week of March at the Sarit Centre. We had a great time introducing people to the entire Bernina line.

The Woman Shop has a Bernina Grace quilting frame and is offering free-motion quilting for your projects. The frame can handle quilts from baby size to king size. We can also machine quilt your wall-hangings. Please see Kundan or Suzanne for pricing on your next project.

Library: New Additions

The library is pleased to announce the addition of nineteen new titles to our library this spring. Raji will make an announcement when they are available to check-out.

- ♦ Origami Tessellations: Awe-Inspiring Geometric Designs
- ♦ The Big Book of Baby Quilts (That Patchwork Place)
- ♦ Floral Dimensions: Quilt 3D

Flowers with Your Machine

- ♦ Basic Seminole Patchwork - Print on Demand Edition
- ♦ Tessellation Quilts: Sensational Designs From Interlocking Patterns
- ♦ Sweet Layer Cakes: 11 Designs for 10" Squares (Annie's Quilting)
- ♦ Nine Patch Panache: 45 Nine-Patch Projects (Quilting)
- ♦ Quilting with a Modern Slant
- ♦ Half Yard Heaven: Easy Sewing Projects Using Left-Over Pieces of Fabric
- ♦ Modern Blocks: 99 Quilt Blocks from Your Favorite Designers
- ♦ Bed Runners Using Precut Fabrics
- ♦ Twist-and-turn Bargello Quilts (That Patchwork Place)
- ♦ Jelly Roll Dreams: New Inspirations for Jelly Roll Quilts
- ♦ Tadpole"" Quilts for Baby
- ♦ Twilight Garden Quilts
- ♦ Quilt Me!: Using inspirational fabrics to create over 20

beautiful quilts

- ♦ Thoroughly Modern Dresden
- ♦ Special Delivery Quilts #2 with Patrick Lose: 10 Cuddly Quilts for Baby

Mystery Quilt

Hopefully, you are nearly finished with your top for the KQG Mystery Quilt. All of our Mystery Quilts will be hung in a special section at the **2014 Magical Art of Stitches Exhibition** to be held 3rd – 5th October at the Sarit Centre.

No entry fee will be charged for these quilts. Please put the sleeve on the **narrower** edge of the quilt so to make the display consistent and bring it to the July meeting for Viewers' Choice voting.

Entry forms will be available for members to complete in July and the quilts will be taken away for safe storage until after the Exhibition.

We will also need to process entry forms for the Challenge Quilts sometime before the Exhibition.

We hope to see many Mystery Quilts in July as it will be a fine example of how fabric choice, quilting method and embellishment can totally alter a basic pattern.

TIPS AND TECHNIQUES

Bernina Tips and Techniques

By Suzanne Waithaka

When Patty challenged the guild to make a goal for this year, I decided that my goal would be to finish all the UFO's I'd brought back with me from the US when I returned last fall. So far, I've completed three wall hangings, which I'll show at show-and-tell this month, a bag that I showed in February, and I've quilted the center portion of a bed quilt for my daughter and about half of the very first quilt I ever pieced. I'm feeling pretty good about the progress I'm making on my UFO's.



The only problem is that I'm constantly seeing new ideas in books, magazines, and online that I want to make too. So, since


I'm trying not to start new projects while I finish those UFO's, I wanted to share a project from bernina.com that I plan to make once the UFO's are all done. The Bold and Beautiful Quilt from bernina.com is a beautiful quilt

that showcases many wonderful techniques including cutwork appliqué. You can click on the picture to go to the project online.


Check out all of the projects and webinars at www.bernina.com/us.

Free Motion Quilting with Leah Day

This month, the Building Blocks Quilt Along is making Rail Fence blocks. Over the past several weeks, she's posted about how to piece a rail fence block and different ways to quilt the blocks. In her videos she gives tips on how to quilt straight lines in free-motion and how to keep the spacing between your lines even.




Remember, you can start the Free Motion Quilt along at any time, and Leah's video's are on YouTube.



If the quilt along isn't your style, but you'd like to learn more about free motion quilting, check out her blog, thefree-motionquiltingproject.com. This design is called Wired Feathers. Isn't it beautiful. Click on the image to go to the post.



If any one of you are visiting England this year you might like to take a trip to the American Museum in Bath to see over one hundred pieces of textile art created by designer Kaffe Fassett.



The Colourful World of Kaffe Fassett 22 March to 2 November 2014

September 25, 2013 - Sue Bond

World-renowned knitwear and textile designer Kaffe Fassett returns to the American Museum in Britain in 2014 to celebrate his fifty years working as an artist and colourist. Born in San Francisco in 1937 and raised in the creative community of Big Sur, California, Kaffe has a long association with the American Museum, first exhibiting there in 1994. When he came to live in Britain in the early 1960s, Kaffe stayed in Bath and was much

inspired by the Museum's diverse collections – especially its many antique quilts. Kaffe was fascinated not only with the block patterns created in these textile masterworks but also by their audacious use of juxtaposed colours and printed fabrics.

The Colourful World of Kaffe Fassett showcases how Kaffe lives by his maxim to find colour in a grey world. Designed by celebrated theatrical designer Johan Engels, the exhibition promises to be as colourful as the dazzling pieces on display. Over one hundred sumptuous works of textile art – a kaleidoscope of knitwear, needlepoint, beading, and quilts – will be on display in the dramatic exhibition alongside vibrant mosaics and still life paintings by the Fassett. Nearly all the objects on view are from Kaffe's personal collection – the much-loved pieces that surround him as he creates. The cornucopia of works on view thus offers a glimpse of the private man behind the public façade.

<http://americanmuseum.org/2013/09/the-colourful-world-of-kaffe-fassett-22-march-to-2-november-2014/>


BABY QUILTS

Baby quilts always make a delightful gift. If you are not sure where to start, check the article on Quilting Daily for advice. It includes a free downloadable pattern on PDF for you to try. Check the link below:

<http://www.quiltingdaily.com/blogs/quilting-daily/archive/2014/03/11/what-to-expect-when-you-39-re-making-baby-quilts-f>

Quilting Daily is also offering a free E book on making wall hangings (pictures below) Check this link:

<http://www.quiltingdaily.com/free-quilted-wall-hanging-patterns/?a=qr140315&mid=426608&rid=2540209>



REMINDERS

PO Box 39482

Parklands 00623

Email:

kenyaquiltguild@gmail.com

Website:

www.kenyaquiltguild.org

Meetings

Venue:

Simba Union Off
Forest Road

Time

9.30am– 1.00pm

Monthly meeting date

February 20, 2014

**This month's
contributors**

- ◆ Gill Rebelo
- ◆ Patty Arensen
- ◆ Gretchen
- ◆ Sheryl Fowler

Membership

Final reminder, if you haven't paid your subscription for 2014, please see Kundan when you arrive at the meeting. Kundan has asked that you complete a membership form with your subscription to ensure that our email and phone records are accurate. Membership remains at a bargain price of 1,500/-. Remember, you can NOT vote at the AGM unless you have paid your subscription for 2014.

Red Cross Peace quilt

Gretchen has completed the top for the Red Cross Peace quilt. Thanks to all of the ladies who made a block. Patty will be quilting the block. We plan to present it to the Red Cross with as many of the ladies who participated as possible.



Check your Bookshelves Ladies

The library is missing two books from it's shelves. Book # 327—Folded 3D Blocks by George Baron and Esther Vermeer was returned by by the person whose name is on the library

card, however, someone else took the book before it could be properly logged back in. If you have this book, please return it Raji, as there are several other guild members who would like to check it out. Also, book #150 - Blocks for Baby Quilts by Susan Briscoe was checked out some time ago by Sarita and has not been returned. Kindly return the book as soon as possible. Remember, that a book may be checked out for one month only, and you will incur a 100./= fine for each month the book is overdue. Please help us keep our library books available to all members.



Kundan Pattni is still missing her copy of Mariner's Compass Quilts by Judy Matheison. If you have a copy in your home, please check to ensure that it is yours.

Editor in Chief :

Suzanne Waithaka
(suziwaithaka@gmail.com) The editor in chief welcomes contributions from all members. Please send articles for inclusion in the next edition of SNIPPETS to her email by 10th monthly.