

SNIPPETS

Kenya Quilt Guild Newsletter



FEBRUARY 2013

FROM THE CHAIRMAN

Dear Members,

A belated Happy New Year to you all. I Hope you all have had a good beginning to the year, and how time flies, we are already into February!

The January meeting was marked by change of venue to Simba Club and we shall be at the venue till June. We would appreciate your feedback on the venue. Please email your comments, bad or good, to me.

We will be having Raji's daughter, Gursh and her colleague who are physiotherapists, giving us 15 minute talk on Radiation.

We have an exciting year ahead of us, starting with Exhibition at the Sarit Centre. Ladies, we now have our Raffle tickets and they will be available at the next meeting for members to sell them, so please try and sell as many as you can. Hope you all are

busy making quilts for the Exhibition, if not then its still not too late to start. More information on this will be provided by Sheryl Fowler. She will also update you all on the Canadian Exhibition.

LADIES, WE NEED TO GET SPONSORS, SO PLEASE TRY YOUR BEST AND GET US SOME SPONSORS. The minimum amount can be Kes.5000/-. In return we will print their names on our posters.

Members, our March meeting, for now will be as planned, but due to the Elections, and should there be any need to cancel, we will be doing so. Please keep checking your emails, as the message will go out on email or check with the Executive Committee, contacts are in Snippets.

Well that's all for now, and see you all at the meeting.

Neela

WANTED – ANIMAL FABRIC SCRAPS

For our 2008 exhibition in Canada, a group of members worked together to make a wall quilt showing some of our African animals. This was sold and the money went into Guild funds and has been useful in supporting our Guild teaching programs. We would like to do a similar quilt to take to Canada in June with a view to selling it to raise money to cover the cost of transporting the quilts. If you have any scraps (even very small ones) of animal skin fabric, and would like to donate them, we would welcome them. If you would like to help by making a block please sign up at the meeting.

INSIDE THIS ISSUE:

From the Chairman 1

Wanted 1

Tucks Made Easy 2

2013 KQG/KEG Exhibition 3

Other Exhibitions 4

Other Exhibitions 5


Future Programs 6

Google Map 7b

TUCKS MADE EASY


JANUARY 2013 PRESENTATION BY SHERYL FOWLER

Making tucks, embellishing and manipulating them may seem difficult, but this skill can be accomplished by beginners too as well as advanced quilters. Discover the simple techniques and explore the diverse use of the pieces that you can create. Incorporating them into your quilts is definitely an option. Very little equipment and supplies are required, all can be accomplished on your machine. A basic sewing machine can cope with all skills and techniques. If you can sew a straight line, you can master this technique! It's fun and easy. Please see sample below.



You will need various embellishments such as coloured thread, string, wool and ribbons. For practice, fabric should have some firmness to make sewing easier. Besides your sewing machine you will need an open toe and ¼" foot, a cutting board and a pencil. There will be a one hour workshop available at the Sarit Centre Exhibition Hall during our show and a signup sheet will be circulated at the February meeting. The workshop will only accommodate 12 ladies at the cost of Shs. 500.00 and it will include a kit. Great value! All profits will go to the Guild and help finance the Exhibition. Sheryl learned the method at the

Birmingham Quilt Festival from Jennie Rayment – see her book top right corner.



BARK CLOTH FEBRUARY 2013

This February meeting, Gretchen Sanders will give a presentation on Bark Cloth. She will tell us about its history, where it comes from and the process of its manufacture. She will also show ways in which this unusual fabric can be used in quilts and she will give tips on how to look after it. Gretchen will have some Bark Cloth for sale at the meeting. This would be great to use in an African quilt for Canada.



The above image (from http://www.peopleweaver.org/fundraising/bark_cloth/) shows a craftsman pounding the bark into cloth.

KQG & KEG COMBINED EXHIBITION

12th – 14th April at the Sarit Centre

Your Committee has been busy planning this exciting Exhibition for your Guild. It is going to be bigger and better than any of our past shows, but we need your assistance to provide your beautiful quilts for display to the general public. No matter how small or big, whether whole cloth or patchwork, hand quilted or machine quilted, we are interested in your work. Our Guild consists of quilters that are beginners to professionals. There is a space on the entry form for you to express how long you have been involved in our craft. This is not a competition, but an exhibition for the enlightenment of the public, to get them interested in our favourite pastime. Charu will be handling the entries this year.

Besides your quilts, we will also need help during the Exhibition. Many people will visit the Exhibition and have questions about the quilts. We welcome these questions and your answers will be very much appreciated by the visitors. Our quilts are also precious and cannot be touched. To ensure that they are cared for properly, members wearing white gloves, provided by the Guild, will be present to show the visitors details about the quilting and patchwork. You will be surprised how many people would like to glance at the back too. Jasmine is in charge of booking members to work the Exhibition.

Another way you can support the Exhibition is to sell raffle tickets. We have three beautiful quilts in the raffle, besides the Embroidery Guild's kits. It is our hope that the proceeds from the raffle tickets will help fund the rental cost of the hall which is quite hefty. To encourage the sale of the raffle

tickets, Charu has offered to make one of her wonderful beaded wall hangings, similar to the one shown, to be presented to the person who sells the most raffle tickets. Very tempting! Neela has the tickets and the inventory sheets. This Exhibition is your opportunity to shine, to show your work, to be proud of your craft

Sheryl Fowler



RAFFLE QUILT

Many members made the Flying Geese blocks which have been made up into this beautiful quilt. Thank you to you all. However special thanks to Sheryl, who coordinated the project and pieced the blocks, together with Jasmine, Delia and Anne Lyon. Thank also to Deanna, who quilted it so beautifully, and to Maria, Sheryl and Neela who sewed on the binding. This will be the first prize for the raffle.



OTHER EXHIBITIONS

CANADIAN EXHIBITION— ONTARIO

Date: JUNE 12th to 15th

The last time we participated in this exhibition 19 ladies travelled to Canada. There they were able to help during the show, take classes and enjoy the overall social scene. They had a great time and learned a great deal about the quilting world. Below are the details for those who are interested in attending in June. It is important that we get commitments from our members in order to arrange home hosting and other particulars. Deanna will be happy to take your name at the meeting on 21st February at Simba Union. Please stipulate whether you wish to stay at the Hilton (you must make your own booking) or be home hosted.

Airfare (Approx) : \$1710.00 on KLM with only one stop-over in Amsterdam

Transfers from Toronto to Ontario - provided by Canadians from Toronto providing you travel as a group.

Canadian Visa (for those who will need one): \$75

Dates of Travel: 10th June to 17th June

Accommodation: Hilton - available at \$119 per double room at own expense or home hosting at no cost. Transport from Home Hosting will be provided

Meals: Breakfast and dinner included with home hosting

Subsidy: An allowance will be available for food, amount to be decided at later date

Free tickets for the Gala dinner at the end of the Exhibition

Volunteer Work: white glove handlers, selling of handicrafts from Kenya, selling of our quilts or just being on hand to chat to visitors about Kenya and our Guild

Those ladies who travel, and work on the floor of the Exhibition, will not pay the KQG commission of 10% on their quilt sales and will receive full payment for quilts sold.

Quilt entry forms will be available at the meeting. There is no entry fee for sending quilts to Canada. Please ensure that you fill out the entry form, along with the indemnity form, and return it as soon as possible. If you are unable to attend the meeting, please download the form from kenyaquilt-guild.wordpress.com and drop it off at the Woman Shop.

We had many quilts to send last time and would like to have the same participation this Exhibition. For more info go to <http://londoninternationalquiltfestival.com/> Click on the bar on the left to see the Hilton accommodation and pictures of our 2008 show. Support your Guild please.

QUILTING TIP!

Check out an excellent free video lesson by Sarah Fielke, on-line instructor for Craftsby.com. Sarah shows in clear detail how to stitch a line of hand quilting including starting and ending. You can play the sequence again and again while you practice the technique. Sarah suggests using Perle Cotton to start, as it is thicker than regular quilting cotton, and can be used to make larger stitches, so is easier for beginners. You don't have to use Perle but if you want to give it a try, Kundan has it in beige and white at The Woman Shop. Sara's video is on this link:

http://www.craftsy.com/blog/2013/01/how-to-hand-quilt-ext=20130120_Quilting_Blog1&utm_source=Craftsy-Quilting&utm_medium=Sunday_NL

OTHER EXHIBITIONS

LONDON EXHIBITIONS


If anyone is off to the UK in the month of March they have a treat – or rather two treats - in store. First there is The Spring Knitting and Stitching Show at Olympia Two and Olympia West Hall, London on the following dates: 14th to 17th March 2013. The publicity says: "This new show is a celebration of crafts of every kind. The emphasis is on 'Making' and we'll provide everything you need to help 'Make It Yourself'. Dressmaking, interiors, upcycling, knitting, crochet, patchwork and quilting... whatever your passion, you'll develop a love of crafts at the Spring Knitting and Stitching Show".




One exciting attraction is the Liberty Room where you can buy luscious Liberty of London fabrics including their new Lifestyle range of craft fabrics – not to be missed if you can get to Olympia in March.

Then, almost round the corner, starting March 22nd, running through until June 29th, the Victoria & Albert Museum in Kensington is hosting a new exhibition 'Kaffe Fassett – A Life in Colour'. Kaffe Fassett is described as one of the world's greatest living textile artists. The V&A says that the exhibition is "a celebration of the work of one of the great practitioners of contemporary craft....it features over 100 works within a dramatic installation designed by Sue Timney. Exhibition highlights include extravagantly-coloured 9-foot-wide knitted shawls, coats and throws, patchwork fabrics shown in a glorious selection of quilts, as well as items especially created

for this exhibit and not seen in public before. The design also features a 'feeling' wall that allows visitors to touch and better understand the textiles on display and their construction"



Some of Kaffe's recent fabric designs in his inimitable colours. ©Kaffe Fassett Studio



© Kaffe Fassett Studio
Kaffe Fassett and a model wearing some of his creations


NEW STOCK AT THE WOMAN SHOP

- * Lots of new fabrics including flannels and 115" wide cottons – ideal for quilt backs.
- * Paper backed fusible web for machine or hand appliqué.
- * True Cut rotary cutters for right or left handers – very light and ideal for arthritic fingers –available in 3 sizes. Also True Cut rulers and non-slip grip pads.
- * Transfer-Eze for fast and easy transfer of designs for embroidery, appliqué or machine and hand quilting. Easy to work with and not sticky on needles. The film dissolves in cold water in seconds once the design is stitched.
- * Rulers for Brilliant Bindings, Flip Flop and also non-slip Rotary Cutting Circles.
- * New sharpening service to revive your rotary blades

AFTERNOON QUILTING CLASSES

This free class will continue after the February meeting. using the half square triangle block [:http://pinterest.com/mdehoop/half-square-triangle-quilts](http://pinterest.com/mdehoop/half-square-triangle-quilts) We will make more blocks using half square triangles such as the Hourglass (below) from <http://www.quilterscache.com> Bring along your sewing kit and some fabric (or buy it at the meeting). Sewing machine and quilting tools will be available for you to use. Any queries – call me on 0722 613 105. Gill Rebelo

Check out this site for a selection of lovely quilts made



F U S S F R E E A N D S E A M L E S S B I N D I N G S

Tired of tedious hand sewing to secure your quilt bindings? Want a quicker, easier, simpler way to bind your quilts that saves time, labour and fabric? Want to get rid of ugly joining seams in your bindings? This workshop will teach you two ways to achieve all these goals and make all your quilts look professionally bound. Learn how to plan, cut, sew, mitre corners and close your bindings entirely by machine in a fraction of the time you may now be spending. For Fuss-Free Binding, you will cut, join and apply your binding and discover a neat way to close the binding ends before sewing the binding down on the other side of the quilt. Seamless Binding relies on many of the same methods, but it eliminates obvious joins in binding strips, placing those joins into the seams of the mitred corners. Both methods are virtually fool proof ways, once you learn how, to apply all your quilt bindings efficiently and beautifully. Extra bonus: Perfect Piping.

This class will be taught by Dena Crain on the afternoon of Thurs 21st March at Simba Union, after the monthly meeting. The cost will be 1000/- per person and you will need to bring along a sandwiched quilt top to work on. It is a great opportunity to learn how to finish a quilt professionally, ready to enter it at the Show in April. The class will only take place if we have sufficient numbers, so persuade your friends to come along with you. Bookings will be taken at the February meeting and a supply list given when you pay your fee.

FUTURE PROGRAMMES

Thursday 21ST February - Bark Cloth by Gretchen – not Banana Fibre as stated last month - followed by free Sampler class for those who want to stay on

Thursday 21st March – Round Robin teaching spots on Bindings, Sleeves and Labels for quilts followed by class on Fuss Free bindings in the afternoon if we get enough members to fill the class – see announcement above for more details.

Friday 12th, Saturday 13th, Sunday 14th April – Combined KQG and KEG Show at Sarit Centre.

Thursday 18th April – Presentation and slide show on Kangas – Gill Rebelo

Thursday 16th May – Presentation on the Modern Quilt Movement – by Gill Rebelo

Thursday 20th June – Humble Beginnings – a chance for members to show their first-ever and their most recently completed quilts.

Thursday 18th July – programme to be decided

**THE KENYA 2013 Out Of Africa Exhibition - Canada
QUILT GUILD**

Quilt Entry Form

PO Box 39482
Parklands 00623
Nairobi, Kenya

Email:
kenyaquiltguild@gmail.com
Website:
www.kenyaquiltguild.org

Meetings

Venue:
Simba Union Off
Forest Road

Time
9.30am– 1.00pm

Monthly meeting date
February 21, 2013

**This month's
contributors**

- ◆ Gill Rebelo
- ◆ Sheryl Fowler

YOUR NAME:		CELL NUMBER:	
NAME OF QUILT:			
TICK ONE BOX ONLY			
<input type="checkbox"/>	Miniature Quilt (Up to 24")	<input type="checkbox"/>	Small Quilt (36" x 54")
<input type="checkbox"/>	Small Wall Hanging (Between 24" and 40")	<input type="checkbox"/>	Single Bed Quilt
<input type="checkbox"/>	Large Wall Hanging (Between 40" and 96")	<input type="checkbox"/>	Double Bed Quilt
TICK ONE BOX ONLY			
<input type="checkbox"/>	For Sale (Minimum Price: _____)	<input type="checkbox"/>	Not For Sale
Write details of your entry. Describe your entry including inspiration, techniques, etc. Approx 30 words.			

Editor in Chief : Margaret Atandi (ondara2005@yahoo.com or ondara2005@gmail.com) The editor in chief welcomes contributions from all members. Please send articles for inclusion in the next edition of SNIPPETS to

MAP TO SIMBA CLUB

