

SNIPPETS

Kenya Quilt Guild Newsletter



JUNE 2012

INSIDE THIS ISSUE:

From the
Chairman 1

Invitation 1

Quilter Profile 2

Afternoon
Classes 4

Training 4

Navigating the
blog 5

Competition 6

From the Chairman!

Dear Members,

First of all, I would like to inform you all that the KQG has lost a very active member, Rowena Buxton, who passed away on Monday, 11th June, 2012. She will be greatly missed by the Guild and may her Soul Rest in Peace. Our condolences go out to her family.

I would like to thank Jane ,Margaret, and Gill who will be helping us put Snippets back together, and I'm confident that you will be a great success.

This month, we will have Sophie Standing, who is an textile artist to talk to us about her trade.

We have a nice programme planned for the month of July, so read on for more details.

The KQG has decided to re-start our monthly raffles, and we will also have a door prize for a lucky winner, how this works you will see at the next meeting.

There will be a field trip to Deanna's house in Kijabe soon, either in July or August, where we will try out her long arm machine, and will probably have a pot luck lunch, more details to follow. Gill has finally worked out what we will be doing in the workshops that are going to be held in the afternoons after our monthly meetings. Please do join us for these workshops and especially for new and beginner members. That's all for now and looking forward to seeing you at the meeting,

Neela Shah

Come and Party with us in July !

Our July meeting will feature a demonstration by Stacy Davis who will show us how to make a " Rag Quilt using kikoyo.

Please feel free to bring your child (8 years and above) for this meeting and they will be shown how to make this block using our machines.

Kindly register the child by smsing their names to 0736 809067. Upon registration, each child will receive a free sample packet .

Please also bring Kids Quilts for " Show and Tell" even if we have seen them before !!!!



Quilter Profile

Naomi Gakunga

**KENYAN QUILTER
AND FIBRE ARTIST**



*“The threads, strings
and cords are no
longer hidden in the
fabric and utility of
the kiondo.”*

You may be surprised at the title and wonder how you have missed Naomi at Kenya Quilt Guild meetings. The fact is that, although her roots are in Kenya, Naomi, a fibre artist of international repute, is based in San Antonio, California. I first came across her work in 2009 in the April/May issue of Quilting Arts magazine (see below), where she had written an article on her art called “Strings of Love”. She tells how she has been inspired by the basket weaving techniques practiced by the Kikuyu

women with whom she grew up. The kiondos, woven from hand twisted sisal, gave Naomi her first introduction to the possibilities of fibre art.

In her blog Naomi says “I have worked with strings, ropes, cords, wire, and recycled materials ever since I was a child growing up among the Kikuyu people of Kenya. My grandmother and her friends were basket weavers.

From them I learned how to be creative using any materials that

were available, mainly straws and shrubs known as migiyo in the Kikuyu language.” In her article she elaborates on this saying “I have taken the string from the traditional Kikuyu context and transformed it into contemporary quilt art. My challenge has been to deconstruct the three-dimensional kiondo and reconstruct it into two dimensional quilt art. the kiondo.” Dawn (left) and Dusk (right) are shown below.



Naomi first paints her fabrics using various techniques – brushwork, stenciling and silk screen printing. She may use leaves, twigs and rocks to create a textured surface. Next she creates more texture with machine stitching and layers of cotton yarns. Sometimes she cuts her fabric and reconstructs it. She may add knitted or crocheted strips to the surface.

She says “All of the cutting and stitching allows the strings and the knitted and crocheted swatches to merge with the stitched cotton fabric.” Sunset (on the next page) illustrates these techniques and if you look closely at the picture on the right (next page) you can see the detail of knitted or crocheted strips.

More of Naomi's work can be found at <http://naomiwanjiku.blogspot.com/> and <http://www.naomiwanjiku.com/exhibitions>

Naomi Gakunga


KENYAN QUILTER AND FIBRE ARTIST



It takes courage and strength to put a heavy load on the head and still walk tall."



Naomi's years in colourful San Antonio, with its Mexican and Spanish heritage have had considerable influence on her work. Time spent at El Mercado (the market square) watching dancing, inspired the quilt on the right below, and Mariachi, on the left below, which was selected for an exhibition of "Fibre Art for the Human Form" in Minneapolis was also inspired by Folklorico dancing in San Antonio.



One of Naomi's pieces "Kamuingi Koyaga Ndiri" - "Together, We Can| is shown below extreme left. Naomi says "This quilt depicts images of five women carrying a heavy load on their heads. Their mental and physical strength and resiliency are symbolized by their heads made of metal. The heavy weight of their load is symbolized by the basket made of steel. The hopes and success of this heavy lifting is symbolized by the fruits (of their labor) sprouting from the basket.



It takes courage and strength to put a heavy load on the head and still walk tall."

Above lower right is "Voices of Africa" which was exhibited in April this year at the Quilt Nihon 11th Biennial Exhibition in the Tokyo Metropolitan Museum. Naomi will also be exhibiting in the Rio Patchwork Design: Contemporary Quilt Show in June and at the 18th European Quilt Festival at St Marie-aux-Mines-in France.

We in the Kenya Quilt Guild wish Naomi the best of luck in her blossoming career and we hope that she will visit her homeland in the not too far distant future and that we will have the opportunity to meet her and see more of her work.

Afternoon Quilting Classes

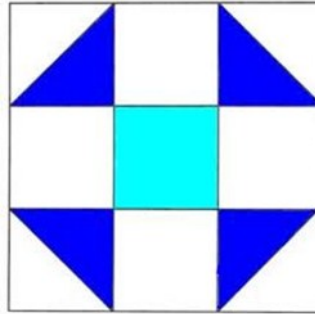
⇒ *Following the monthly guild meeting*

Future Training

- ◆ *Crazy Pieced Christmas Stockings*
- ◆ *Goodbye to the Grid*
- ◆ *True Quilts*
- ◆ *crocheted embellishments*
- ◆ *silk painting*

Quilt Festivals

Starting this month at the June meeting we will be giving free quilting classes in the afternoon on the third Thursday of each month. This month we will be teaching the simple Shoo Fly block (sometimes called Monkey Wrench or Churn Dash)



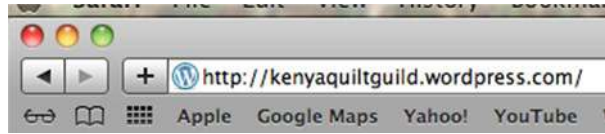
This will be the first block of a set of 9, increasing in difficulty as we go along. When all 9 have been completed we will teach you how to put them together to make a sampler quilt. The blocks can be pieced by hand or by machine. Details will be sent by email before the meeting.

Date	Topic	Trainer
17 & 18 September	Goodbye to the Grid	Dena Crain
19 September	True Quilts	Dena Crain
November	TBD	Pippa Moore (Canada)
November	Crazy Pieced Christmas Stockings	Gill Rebelo
TBD	crocheted embellishments	Philippa Yusuf
TBD	silk painting	Farhat Khan

16-19 August 2012 The festival of quilts. Birmingham, UK. <http://www.twistedthread.com/pages/exhibitions/viewExhibition.aspx?id=38&view=overview>

13-16th September 2012. The 18th European Patchwork Meeting <http://www.patchwork-europe.com/en#carrefour>

Navigating the Blog



Go to internet explorer. Type in <http://kenyaquiltguild.wordpress.com>



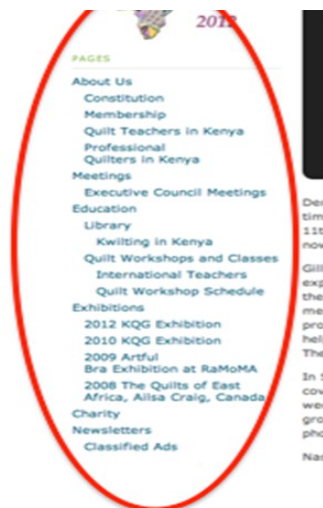
The blog opens onto the **Home** page. The home page has recent events eg: The monthly meeting, Fabric sales, the Village Market Quilt show,

- ◆ *Next month – How to share your comments with other members.*



Key contents are listed at the top of the page (**Home page**)

- About us** – introduces the KQG
- Meetings** – provided KQG monthly meeting dates
- Education** – introduces local quilting teachers and forth coming classes.
- Exhibitions** – lists KQG exhibitions
- Charity** – supported by the KQG
- Newsletters** – back copies of SNIPPETS



Move down the left hand side of the page. A sub-heading **PAGES** lists what is in other pages of the blog (double-click to enter)

Competition Time !

The Kenya Quilt Guild

PO Box 65

Sarit Centre

Nairobi ,Kenya

E-mail:

kenyaquiltguild@gmail.com

Website:

www.kenyaquiltguild.org

This month's contributors

- ◆ Gill Rebelo
- ◆ Jane MacAskill

Kenyan quilts.

Our own unique style reflecting some of the diversity of Kenya.

How about a uniquely Kenyan name for our monthly newsletter (SNIPPETS)

What springs to mind when you think of the KQG and quilting in Kenya: diversity, challenge, companionship. A rich heritage of peoples, environments and livelihoods.

A name to reflect both this richness and our skills as quilters?

Swahili?, English? Sheng?

Names to be forwarded to the editor in chief by 10 am of 19 July 2012 And presented in the following monthly meeting for voting. Whosoever's title is selected will be awarded with 2 fat quarters..

Meetings

Monthly meetings are held at Shalom House off Ngong Road just past the Junction Shopping Centre. Meetings open at 9.30 am for a 10.00 am start and generally run until lunchtime.

Visitors may attend up to 3 meetings gratis before being expected to join the guild.

Regular general meetings of the Kenya Quilt Guild are held on the third Thursday of every month except August and December. Monthly meeting dates for 2012 are planned as follows :-

- ◆ June 21, 2012
- ◆ July 19, 2012
- ◆ September 20, 2012
- ◆ October 18, 2012
- ◆ November 15, 2012

Editor-In-Chief: Margaret Atandi (ondara2005@yahoo.com)

The Editor-in-chief welcomes contributions from all members. Please send articles for inclusion in the next edition of SNIPPETS to her email by 10 July 2012.