

SNIPPETS

Kenya Quilt Guild Newsletter



JULY 2012

FROM THE CHAIRMAN

INSIDE THIS ISSUE :

From the Chair- 1
man

Dean Crain 1
Classes

The Gift of Quilt 2

Quilter Profile : 3

Afternoon 5
classes

Trainings 5

Navigating the 6
blog

Notices 7

Hello Members

First of all my apologies for the chaos at last month's meeting, which was beyond our control, but things got sorted out in the end, although we were a bit cramped up, and inspite of it all the meeting went well.

I am looking forward to seeing you all at this month's meeting which is going to be different and fun, as we have young children who will be attending. If you have any of your grandchildren who are above the age of 8yrs, you can bring them along also.

Our workshop, after the meeting last month, which was organised by Gill, was a real success.

I'm sure Gill will have more to say on this.

Dena Crain's classes are now changed to the 25th, 26th and 27th September. Ladies, please sign up for these and take advantage of our local international teacher. Gill will elaborate more on this.

Please note that there will be no meeting in August, and our next meeting will be in September when we will be having members demonstrating different kinds of applique.

Have a great holiday,

Neela Shah

DENA CRAIN CLASSES

Goodbye to the Grid: Are you eager to transition from traditional quilts, built on the block system, to your own original designs? This class will introduce you to the elements of composition, how best to use color and how to make the most of contrast. You will master these skills by designing and sewing a piece that you create in class. Dena will guide you from your first sketch to a finished top. Her construction methods allow you to sew anything you can imagine. Your artistic toolbox will be full when you complete these lessons. . Level: requires intermediate sewing skills and a willingness to experiment.

True Quilts: Dena will teach you how to square a quilt with her Stack-to-the-Back method, bind it with her Fuss-Free Binding method, and hang it From-the-Bottom-Up--everything you need to know about how to finish a quilt and achieve professional quality results. If time permits, she will share methods of Quilting Without Marking, as well. Participants need to bring a quilt top smaller than 30" on its largest side, ready to stack and finish.


A GIFT OF QUILTS

In 1996 the summer Olympic Games was held in Atlanta, Georgia. Caught up in the excitement of hosting such a prestigious event, quilters throughout Georgia set to work to make quilts, to donate to all the countries who participated, as a symbolic gesture of friendship from the people of America. My son, aged 17, took part in the 1996 Olympics, representing Kenya as an

archer. I remember hoping that he might be the lucky recipient of a quilt – maybe as the youngest member of the team..... No such luck! Two quilts were presented to each country – one to the chef de mission and one to the flag-bearer. You can see the two quilts which were presented to the British Olympic team on this website <http://www.agiftofquilts.co.uk/>.

Sir Steven Redgrave, renowned rower, and Dick Palmer, 1996 chef de mission, loaned their quilts for display at the Stitch and Craft Show at London's Olympia exhibition hall earlier this year.

These two quilts were part of an exhibition at Olympia, of 420 quilts, made by quilters throughout the UK for the project called A Gift of Quilts.



Like the quilters of Georgia in 1996, British quilters from all walks of life – individuals, quilting bees, guilds, church groups, young quilters, schools, Brownies and Guides have been busy sewing quilts for the last couple of years under the patronage of well known textile artist and designer, Kaffe Fasset, as part of the Cultural Olympiad. Kaffe is also patron of Fine Cell Work, a charity which teaches inmates of British prisons to create needlework and quilted items. Many of the teachers are from the Embroiderers'

Guild or the Royal School of Needlework and, under their tuition, prisoners produce work of a very high standard. Bob, a member of Fine Cell Work, has made the quilt below, inspired by Gee's Bend quilts. Bob's quilt will be donated to Spain's flag-bearer. Other quilts will be given to the flag-bearers and chefs de mission of all participating countries of both the Olympic and Paralympic Games. A pictorial record has been published featuring all of the quilts which have been made. It is available from

www.trapletshop.com at a cost of 14.95 GBP. An accompanying project is Q4L, or Quilts 4 London which is aiming to collect 14,000 pennants, one for each of the athletes taking part in both the Olympic and Paralympic Games. Donated pennants have been received from all over the world and a selection were exhibited at the House of Commons last year.

“Prisoners produce work of a very high standard.”



THE TENTMAKERS OF CAIRO

Australian art quilter, Jenny Bowker, spent fifteen years living in Arab and Islamic countries, accompanying her diplomat husband on his various postings. Their last post was Cairo and it was there that Jenny got to know the Tentmakers who work in Khan Khayamiya – the Market of Tentmakers. Tentmaking has a long history in Egypt; the Bedouins have lived in the desert in tents made of white cotton or brown or black animal hair for thousands of years. In the cities tents are used for all sorts of festive occasions – weddings, Ramadan feasts, henna painting parties and funerals. The outsides of

the tents are plain white or grey canvas but inside they are lavishly decorated with intricately designed wall hangings.

The traditional hangings give the appearance of stone work, when hung inside a tent, or of stained glass as the rays of the sun shine through, illuminating the rich colours.

The designs are often geometric and many are inspired by the marble inlay patterns and mosaics, which decorate the walls and floors of Cairo's medieval mosques, or paintings on the walls of Pharaonic tombs.

However these are made,

not from stone or glass, but from brilliantly coloured fabric pieces sewn onto a canvas background. They are in fact appliqué work and they are made in Egypt by men not women. Tent-making is a family craft and the skills have been passed from father to son for generations. In Khan Khayamiya you can find around 50 shops which double up as workshops where you can see the men stitching their beautiful designs using the needle-turn method of appliqué.

The picture below shows the inside of a shop. Sadly there is less demand for tent hangings in present day Cairo so the tentmakers

have adapted their pieces to appeal to tourists. Their appliqués are ideal to use as wall hangings or for cushion covers. Similarly the subject matter has changed and, whilst traditional Islamic flowers and the Pharaonic lotuses are still popular, other designs – Egyptian street scenes and birds and more modern designs can also be seen.



THE TENTMAKERS OF CAIRO

Over the last few years, Jenny Bowker has been working hard to promote the tentmakers internationally. As tourism to Egypt has been affected by the troubles of the last year, this is a life-line for the craftsmen. Jenny has taken some of the stitchers to France, Spain and Australia and last year they were demonstrating and selling at the Festival of Quilts in Birmingham UK, where they were a tremendous hit. If you go to <http://www.youtube.com/watch?v=39zkCcQqWp0>

you can see an interview with some of the master craftsmen and examples of their work.

You can see more images on Jenny's blog at <http://jennybowker.blogspot.com/2009/12/my-son-marked-google-map.html> and if you go to her Flickr site at <http://www.flickr.com/photos/jennybowker/sets72157601141392345/> you can see a whole exhibition of the quilts.

Magie Relph has many beautiful pieces of their work for sale through her African Fabric Shop – you can see the pictures at: http://www.africanfabric.co.uk/egyptian_appliques.php




If any of you are visiting the US during the coming holiday season you can find the tentmakers at the Stitch Like an Egyptian exhibit at the American Quilt Society exhibition in Grand Rapids, Michigan, August 22nd to 25th .

AFTERNOON QUILTING CLASSES

FOLLOWING THE MONTHLY GUILD MEETING

Last month's first class was a bit rushed, after the unfortunate last-minute change of room at Shalom House, and nobody managed to finish the Shoo Fly block right. However don't worry – we will finish it at the July meeting and move on to another new block – the Calico Puzzle.

Everyone is welcome to join in – even if you did not come last month. Details will be sent by email before the meeting.



FUTURE TRAINING

Date	Topic	Trainer & details
25 & 26 September	Goodbye to the Grid	Dena Crain—2 day class. Total cost 4000/- for 2 days. To secure a place, payment is required at the July meeting.
27 September	True Quilts	Dena Crain—1 day class. Cost 2000/- Dena will teach you how to square a quilt with her Stack-to-the-Back method, bind it with her Fuss-Free Binding method, and hang it
16 & 17 November	TBD	Pippa Moore (Canada)- She will teach 2 classes and will give a talk at our November meeting. Details of the classes will be announced shortly. You can see Pippa's work on her website at: http://www.pippamoore.ca/quiltmaking_workshops.htm
November	Crazy Pieced Christmas Stockings	Gill Rebelo
TBD	crocheted embellishments	Philippa Yusuf
TBD	silk painting	Farhat Khan

RECEIVING BLOG UPDATES VIA YOUR EMAIL

Want to know when there is new information on the Kenya quilt guild blog?

And receive an email that connects you directly to the new article on the Kenya quilt guild blog



1) Go to the internet and type in:

<http://kenyaquiltguild.wordpress.com>

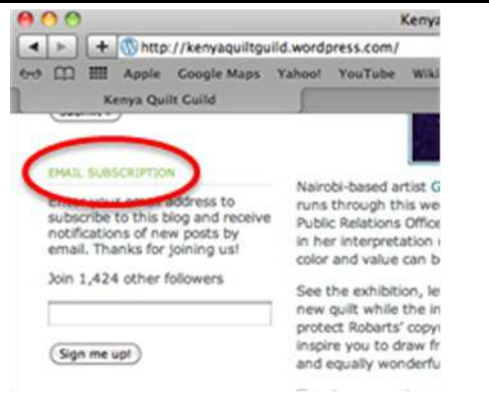
2) Move to down the home page... looking for **EMAIL SUBSCRIPTION** in the column on the left.

3) Enter **your** email address to receive notifications of new posts/information.

Write e-mail address in the space provided

Fabric.Artist@yahoo.co.XX

Then click on Sign me up!



Wait a minute and
your should see a message that says:

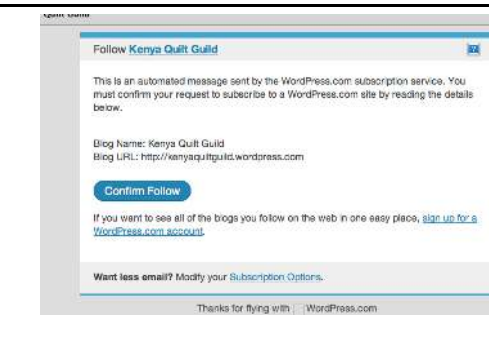
An email was just sent to confirm that you want to follow this blog.



Open your email you will find an email from Kenya Quilt Guild with the subject **Follow Kenya Quilt Guild**.

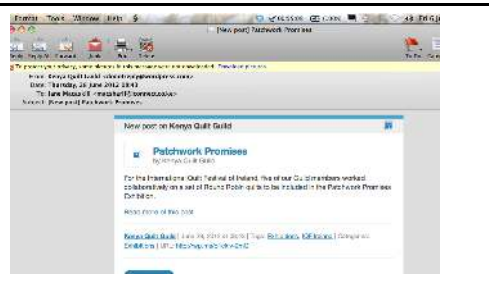
Open the email.

If you want to receive updates on the blog ... double click on



You will receive an email whenever there is new post on the blog. The email subject will be [New post]Title eg Patchwork Promise

Open email and if interested double click on
[Read more of this post](#)



THE KENYA QUILT GUILD

PO Box 39482
Parklands 00623
Nairobi, Kenya

Email:
kenyaquiltguild@gmail.com
Website:
www.kenyaquiltguild.org

Meetings

Venue:

Monthly meetings are
held at Shalom House off
Ngong Road.

Time

9.30am– 1.00

Monthly meeting date

2012

- ◆ July 19 ,2012
- ◆ September 20, 2012
- ◆ October 18, 2012
- ◆ November 15, 2012

This month's

contributors

- ◆ Gill Rebelo
- ◆ Jane MacAskill

Kenya Embroiderers' Guild Classes

The Kenya Embroiderers Guild have arranged for Mary Hickmott, founder and editor of New Stitches magazine, to teach the following classes in Nairobi in October 2012

- * Monday 8 October —Bargello
- * Tuesday 9 October —Dorset Feather
- * Wednesday 10 October —Langatera
- * Tuesday 16 October—Needle weaving
- * Wednesday 17 October—Shadow work
- * Thursday 18 October—Stump work

Classes will cost 1,500/- for non-members of the KEQ plus 500/- for each class kit. Deposits are required.

If you wish to book please email Gail Langton at <langton@datacentre.co.ke> – or call her on 0733 739585

Bernina Sewing Machine for sale

Sewing machine model 380 with all attachments and free walking foot for Kshs 120,000. Interested buyers to contact Veena via email address
veenasennik@gmail.com

Competition Time !

We are looking for a unique name for our monthly newsletter (SNIPPETS). A name to reflect our skills and richness as quilters. Names to be forwarded to the editor by 10 am of 19 July 2012 and be presented in the following monthly meeting for voting. Whoever's title is selected will be awarded with 2 fat quarters

Editor in Chief : Margaret Atandi (ondara2005@yahoo.com or ondra2005@gmail.com)

The editor in chief welcomes contributions from all members. Please send articles for inclusion in the next edition of SNIPPETS to her email by 10th monthly.