



# SNIPPETS

The Kenya Quilt Guild Newsletter

March 2015

## **In this Issue:**

1. A Word from our Chairperson
2. Challenge Quilt 2015 - Applique
3. Block Of the Month - *Dutchman's Puzzle*
4. Humour
5. Member

## ***A Word from our Chairperson***

Many different quilting bloggers have ended up on my facebook page recently. A new one this month has been "Quilting Is My Therapy" by Angela Walters. Angela is an American quilter who taught at QuiltCon in Austin TX recently. Her insights into machine quilting (or anything) were encouraging to me. So I thought I would share them with you. *Angela states:*

### **Three Things That Quilters Should Stop Doing**

1. **Don't Compare Your Worst with Everyone Else's Best**

Opportunity -  
Reflections - A  
Quilt Workshop  
by Dena Dale  
Crain

6. 2015 Annual  
General Meeting

### **In the Sidebar:**

1. General  
Information
2. Payment by M-  
Pesa
3. Kits
4. Jewellery Sale

### **General Information**

#### **KQG's Coordinates:**

##### **Address:**

P.O. Box 39482, Parklands  
- 00623, Nairobi

##### **Email:**

kenyaquiltguild@gmail.com

##### **Website:**

www.kenyaquiltguild.org

#### **KQG's Meetings:**

We all do it to some extent, but it can be so detrimental to our joy. Have you heard the quote, "Comparison is the thief of joy."? If so, then you know what I am talking about. Instead of comparing your quilting to everyone else's, be proud of the fact that you are doing your best work right now. It's ok to be inspired, but don't be intimidated!

#### **2. Don't Point Out Your Mistakes**

It can be an automatic response, someone compliments our quilt and we immediately begin pointing out all the things that are wrong with it. I see this in my classes all the time and it makes me so sad. Instead of pointing out mistakes or dying a compliment, just say 'Thank You'.....or at the very least, say something like 'I had a fun time working on it'.

#### **3. Don't Forget the Purpose of Your Quilt**

If you are getting frustrated with the quilting on your quilt, it may help to remember the purpose of your quilt. Chances are, the main purpose of your quilt isn't to give you an opportunity to berate yourself. Instead, think about the greater purpose that it will serve once it's finished, whether you are keeping it or giving it away. Changing your perspective may help you enjoy the whole process a little more.

And last but not least: (But Angela – that makes FOUR things to stop doing!)

#### **4. Don't Forget That a Finished Quilt is Better Than a Perfect Quilt Top.**

No one ever sat by the fire cuddled up under a quilt top. Pull out those unfinished quilt tops that you are afraid to quilt, and finish them!

I found Angela's words so encouraging! Often our guild meetings can be intimidating to new quilters. Instead, I hope that they will be inspiring and encouraging each one of us to be better at what we love. Come to our next meeting, take Dena's class, try the new quilt challenge or the block of the month.

**Venue:** Simba Union  
Club, off Forest Road

**Time:** 9:30a.m. to  
1:00p.m.

Monthly meetings (every  
3rd Thursday of the  
Month):

- March 19, 2015
- April 16, 2015
- May 21, 2015

### **Payment by M-Pesa:**

You may now pay for  
your Kenya Quilt Guild  
Subscription or your  
classes with M-Pesa!  
Our telephone number  
is 0726 849033. We  
are all about being  
convenient!

### **Kits:**

We will be selling kits  
at the meeting. There  
are limited numbers  
left, so please ensure  
that you have the

Let's improve our art together.

In Stitches –  
**Patty**

If you would like to watch the full version of Angela's  
encourage talk, click on the following link for the You  
Tube video:

[https://www.youtube.com/watch?  
feature=player\\_embedded&v=jGyYSJhk0QA](https://www.youtube.com/watch?feature=player_embedded&v=jGyYSJhk0QA)

## **Challenge Quilt 2015 - Applique**

In January, the Applique Challenge was introduced to  
the membership and kits were distributed. There was  
also an article in January Snippets to support the  
project. If any member has not had the opportunity to  
collect a Challenge kit, please make sure that you  
pick one up at the March meeting from Patty - there  
are only 5 kits left!

The Applique Challenge will be judged by the  
membership later this year. The Committee has not  
yet decided which meeting will be set aside for this  
purpose, but it won't be anytime soon. There is plenty  
of time for members to plan and execute their quilts.

**Sheryl Fowler**

## **Block of the Month - Dutchman's Puzzle**



### **Fabric Requirements:**

Colour 1: Any  
Medium fabric

One square 7 ¼" x 7 ¼"

opportunity to buy whatever you would like. Don't forget to bring money along.

### **Jewellery Sale:**

Ladies, please remember to look into your jewellery boxes and pull out all the bling you no longer wear! Bring it to the March meeting and we will have a jewellery sale in the April meeting!

### **Contributors to this month's edition of Snippets:**

- Patty Arensen
- Sheryl Fowler
- Dena Dale Crain

Colour 2: Any  
Dark fabric

One square 7 ¼" x 7 ¼"

Colour 3: Tone  
on Tone  
(Provided by  
KQG)

One strip 3 ⅞" x 32"  
Then cut again into eight squares 3 ⅞" x 3 ⅞"

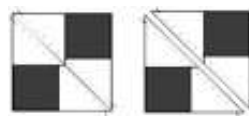
### **Piecing Directions:**

You will be making 'No Waste Flying Geese' which is a great method which is quick and economical.

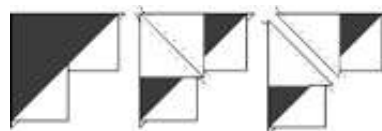
1. On the back side of each Colour 3, 3 ⅞" x 3 ⅞" square (eight squares) draw one diagonal line.
2. With right sides of fabric together, lay two Colour 3 squares on top of the Colour 1 square. Set the drawn diagonal lines as shown.



3. **Stitch a scant ¼"** on both sides of line. (**Note:** If your machine does not have an accurate ¼" inch foot, draw in your stitching lines. Repeat with Colour 2 square. Cut apart between lines. Press seams toward smaller triangles.




4. With right sides together, lay one of the Colour 3 squares on the sewn unit and **stitch a scant ¼"** on both sides of line. Cut apart between lines. Repeat with the remaining units. Press toward smaller triangles. Cut off rabbit ears. Trim to 3 ½" x 6 ½" if necessary. (Eight Flying Geese).



5. To finish the block, sew together as shown below ensuring that darker Flying Geese form a pinwheel in the centre:



the centre.




## Humour

When shopping for fabric, it is best to leave the hubbie at home ... the wait could be hazardous to his health!

And when he does come along, tell him one word - "PERSPECTIVE!"



**Member Opportunity - *Reflections* - A patchwork quilt design class by Dena Crain**



An email has been sent out to all Kenya Quilt Guild members on the wonderful opportunity of participating in Reflections - a Two-Day Original Design Patchwork Quilt Workshop being taught by Dena Dale Crain on March 25th & 26th at Simba Union Club, off Forest Road, at a total price for both days of KShs. 4,000/-.

Many of you have registered for the Workshop during the February meeting, **but registration is only complete once payment has been made.** Here's a kind reminder to all those who have registered and not yet paid the fees to kindly ensure that this is done at the March meeting - payment can be made in person to Gretchen Sanders or by M-pesa at the number detailed below.

### Reflections

A great basic patchwork quilt design class--you won't want to miss it!

To make sure no one misses out on direct interaction with their teacher due to the briefer time spent together in class, Dena has kindly offered to enrol all *paid-up* registrants of this class into the online version at

[QuiltEd Online](#)--for FREE!

Register and pay at the March Guild meeting

or by mobile phone with Mpesa: 0726 849 033.

*Dena Dale Crain*

### **2015 Annual General Meeting**

The Annual General Meeting of the Kenya Quilt Guild is to be held on **Thursday, 16<sup>th</sup> April 2015, 10.00 a.m.** at Simba Union Club, off Forest Road.

The formal Notice and Agenda for the forthcoming AGM will be circulated in due course. Please note

from this page created in the course. Please note that in order to be eligible to vote at this upcoming AGM, your subscriptions for 2015 must have been paid before the AGM. So, dear members, for those of you who have not had the chance to pay your subscriptions, please ensure that payment is effected before the AGM.

**Snippets Editor: Jharna Kamdar ([jharna.rk@gmail.com](mailto:jharna.rk@gmail.com))**

*The Editor welcomes contributions to Snippets from all members. Please send articles for inclusion in the monthly edition of Snippets by the 10th of each month.*

This email was sent to [<< Test Email Address >>](mailto:Test Email Address)  
[why did I get this?](#) [unsubscribe from this list](#) [update subscription preferences](#)  
Kenya Quilt Guild · P.O. Box 39482 · Nairobi 00623 · Kenya

MailChimp